

STATIC DIMENSIONS in mm	
A	2000
B	4106
C	955
D	873
E	1436
F	2823
G	1914
H	2848
J	3112
L	1730
M	288
N	1385
P	1722
Q	186
S	5009
T	8700
U	522
V	558



NC Engineering (Hamiltonsbawn) Ltd
2 Killyrudden Road
Hamiltonsbawn,
Co. Armagh
Northern Ireland
BT61 9SF
Tel: +44 (0) 28 38 871970
Fax: +44 (0) 28 38 870362
E-Mail: sales@nc-engineering.com
Web: www.nc-engineering.com

We reserve the right to change the above specification without prior notice Rev 1.0 - November 2021

CAPACITY:
Max. safe load: 3000kg
Unladen Weight: 2430kg

ENGINE:
Make: Kubota 3 Cyl water cooled
Model: D1105
Displacement: 1.1 L
Max. power: 18.2kW/24.4bhp @ 3000 rpm
Max. torque: 72Nm @ 2200 rpm
Fuel: Diesel
Emissions to: (EU) 2016/1628 & Tier 4 US EPA & CARB

TRANSMISSION:
Switchable twin mode hydrostatic CVT
Permanent 4-wheel drive

DRIVE CHARACTERISTICS:
Forward / Reverse 0-20 km/h / 0-12.5 mph
Steering angle: +/- 33°
Turning Circle: 8.7m
Gradeability: 50%
Tyres (Traction Profile): 11.5/80-15.3 12PR
Steering: Priority load sensing hydrostatic centre pivot
Working brakes: Multi-plate oil immersed discs mounted on front axle
Park brake: Hand operated (SAHR) spring applied hydraulically released

NOISE LEVELS:
LWA 101dB(A)
LPA 80dB(A)

TANK CAPACITIES:
Fuel: 40L
Hydraulic: 34L

SKIP:
Hydraulically operated skip tipping to 77.5°
Heavy duty fully welded skip with high tensile sides 6 mm base
Reinforced with Domex steel around top for greater strength
Operated by a multi axis joystick for increased performance

ELECTRICAL:
Battery: 075E 12V, 550CCA, 60Ah
Wiring harness in protective sleeving with auxiliary outputs

HYDRAULICS:
Automotive control hydrostatic pump
Hydraulic test points fitted as standard
Easy access return oil filter on top of tank

SEATING & CONTROLS:
Adjustable suspension seat accessible from both sides
Clear access across dumper
High definition steps and handrails
Super bright instrument display
Steel constructed centre console for extra leg protection
Column mounted directional control lever
Anti-slip floor

SERVICE ACCESS:
Easy access for service/ maintenance
Lockable hinged engine bay doors
Battery mounted inside the engine bay

STANDARD EQUIPMENT:
Flashing amber beacon
Reversing alarm
Recovery hitch

SW 30
19

Optional Extras

Base unit:
Hardox Skip
Special Colour RAL (yellow parts only)

Safety:
Green Light Seat belt warning System
Warning Triangle
Wheel Choc
Mirrors

Towing:
7 pin Towing Socket
ScharmullerTow Hitch

Tyres:
Grass Pattern 11.5/80-15.3 14PR

Environment:
Panolin Bio in Lieu of HVLP 46

Security:
Cesar Datatag
Telematic Tracking

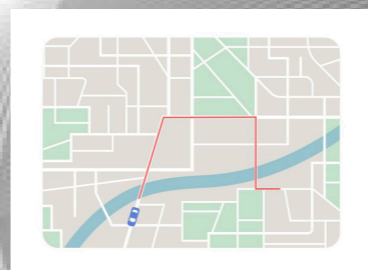
Maintenance:
Planned Service kits
Toolbox

Rev 2.0 - October 2022




NC Engineering (Hamiltonsbawn) Ltd
2 Killyrudden Road
Hamiltonsbawn,
Co. Armagh
Northern Ireland
BT61 9SF
Tel: +44 (0) 28 38 871970
E-Mail: sales@nc-engineering.com
Web: www.nc-engineering.com

www.nc-engineering.com



*based on data supplied by engine manufacturers rated speed

Site Dumper SW 30



High Fuel Efficiency

www.nc-engineering.com




Super bright
LCD Display
IP67 rated

Site mode
speed limiter



Two stage
start inhibitor
safety system

Service access via
lockable bonnet



Sealed
Fusebox IP67

Integrated
Toolbox

Solid steel
rear cover for
maximum
impact protection

180° Powerswivel
bucket

Green beacon seat
belt system (option)



Front & Rear
Guarded lights


Hydraulic parking brake
(SAHR) No in field
adjustment required



High definition
steps+handrails

Nitrotec coated
pivot pins for
extended life

Multi axis joystick control



Fully adjustable suspension
seat with recoil safety belt
and document pouch

Super bright LED rear
lights with sequential
indicators

